

Chapter 12 Surface Areas and Volumes

EXERCISE 12.1

Question 1:

2 cubes each of volume 64 cm^3 are joined end to end. Find the surface area of the resulting cuboids.

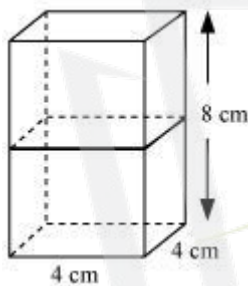
Answer:

Given that,

Volume of cubes = 64 cm^3

$(\text{Edge})^3 = 64$

Edge = 4 cm



If cubes are joined end to end, the dimensions of the resulting cuboid will be 4 cm , 4 cm , 8 cm .

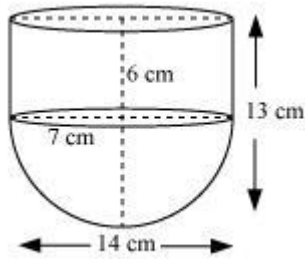
$$\begin{aligned}\therefore \text{Surface area of cuboids} &= 2(lb + bh + lh) \\ &= 2(4 \times 4 + 4 \times 8 + 4 \times 8) \\ &= 2(16 + 32 + 32) \\ &= 2(16 + 64) \\ &= 2 \times 80 = 160 \text{ cm}^2\end{aligned}$$

Question 2:

A vessel is in the form of a hollow hemisphere mounted by a hollow cylinder. The diameter of the hemisphere is 14 cm and the total height of the vessel is 13 cm . Find the

inner surface area of the vessel. $\left[\text{Use } \pi = \frac{22}{7} \right]$

Answer:



It can be observed that radius (r) of the cylindrical part and the hemispherical part is the same (i.e., 7 cm).

Height of hemispherical part = Radius = 7 cm

Height of cylindrical part (h) = $13 - 7 = 6$ cm

Inner surface area of the vessel = CSA of cylindrical part + CSA of hemispherical part

$$= 2\pi rh + 2\pi r^2$$

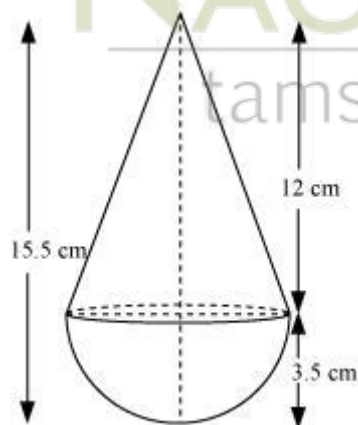
$$\begin{aligned} \text{Inner surface area of vessel} &= 2 \times \frac{22}{7} \times 7 \times 6 + 2 \times \frac{22}{7} \times 7 \times 7 \\ &= 44(6 + 7) = 44 \times 13 \\ &= 572 \text{ cm}^2 \end{aligned}$$

Question 3:

A toy is in the form of a cone of radius 3.5 cm mounted on a hemisphere of same radius. The total height of the toy is 15.5 cm. Find the total surface area of the

toy. $\left[\text{Use } \pi = \frac{22}{7} \right]$

Answer:



NAGEEN GROUP
tamso ma jyotirgamaya

It can be observed that the radius of the conical part and the hemispherical part is same (i.e., 3.5 cm).

$$\text{Height of hemispherical part} = \text{Radius } (r) = 3.5 = \frac{7}{2} \text{ cm}$$

$$\text{Height of conical part } (h) = 15.5 - 3.5 = 12 \text{ cm}$$

$$\begin{aligned} \text{Slant height } (l) \text{ of conical part} &= \sqrt{r^2 + h^2} \\ &= \sqrt{\left(\frac{7}{2}\right)^2 + (12)^2} = \sqrt{\frac{49}{4} + 144} = \sqrt{\frac{49 + 576}{4}} \\ &= \sqrt{\frac{625}{4}} = \frac{25}{2} \end{aligned}$$

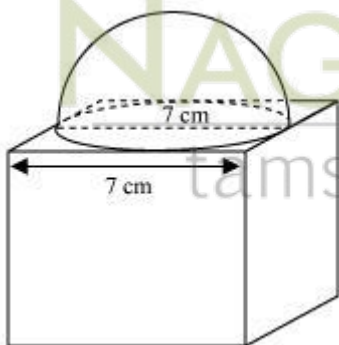
Total surface area of toy = CSA of conical part + CSA of hemispherical part

$$\begin{aligned} &= \pi r l + 2\pi r^2 \\ &= \frac{22}{7} \times \frac{7}{2} \times \frac{25}{2} + 2 \times \frac{22}{7} \times \frac{7}{2} \times \frac{7}{2} \\ &= 137.5 + 77 = 214.5 \text{ cm}^2 \end{aligned}$$

Question 4:

A cubical block of side 7 cm is surmounted by a hemisphere. What is the greatest diameter the hemisphere can have? Find the surface area of the solid. [Use $\pi = \frac{22}{7}$]

Answer:



From the figure, it can be observed that the greatest diameter possible for such hemisphere is equal to the cube's edge, i.e., 7cm.

$$\text{Radius } (r) \text{ of hemispherical part} = \frac{7}{2} = 3.5 \text{ cm}$$

Total surface area of solid = Surface area of cubical part + CSA of hemispherical part

- Area of base of hemispherical part

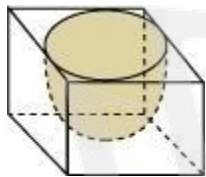
$$= 6(\text{Edge})^2 + 2\pi r^2 - \pi r^2 = 6(\text{Edge})^2 + \pi r^2$$

$$\begin{aligned}\text{Total surface area of solid} &= 6(7)^2 + \frac{22}{7} \times \frac{7}{2} \times \frac{7}{2} \\ &= 294 + 38.5 = 332.5 \text{ cm}^2\end{aligned}$$

Question 5:

A hemispherical depression is cut out from one face of a cubical wooden block such that the diameter l of the hemisphere is equal to the edge of the cube. Determine the surface area of the remaining solid.

Answer:



Diameter of hemisphere = Edge of cube = l

$$\text{Radius of hemisphere} = \frac{l}{2}$$

Total surface area of solid = Surface area of cubical part + CSA of hemispherical part

- Area of base of hemispherical part

$$= 6(\text{Edge})^2 + 2\pi r^2 - \pi r^2 = 6(\text{Edge})^2 + \pi r^2$$

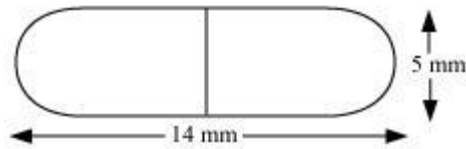
$$\text{Total surface area of solid} = 6l^2 + \pi \times \left(\frac{l}{2}\right)^2$$

$$= 6l^2 + \frac{\pi l^2}{4}$$

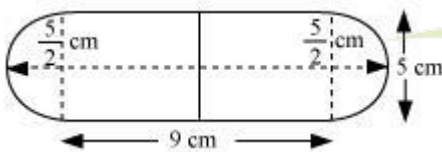
$$= \frac{1}{4}(24 + \pi)l^2 \text{ unit}^2$$

Question 6:

A medicine capsule is in the shape of cylinder with two hemispheres stuck to each of its ends (see the given figure). The length of the entire capsule is 14 mm and the diameter of the capsule is 5 mm. Find its surface area. $\left[\text{Use } \pi = \frac{22}{7} \right]$



Answer:



It can be observed that

$$\begin{aligned} \text{Radius } (r) \text{ of cylindrical part} &= \text{Radius } (r) \text{ of hemispherical part} \\ &= \frac{\text{Diameter of the capsule}}{2} = \frac{5}{2} \end{aligned}$$

$$\begin{aligned} \text{Length of cylindrical part } (h) &= \text{Length of the entire capsule} - 2 \times r \\ &= 14 - 5 = 9 \text{ cm} \end{aligned}$$

Surface area of capsule = $2 \times \text{CSA of hemispherical part} + \text{CSA of cylindrical part}$

$$= 2 \times 2\pi r^2 + 2\pi r h$$

$$= 4\pi \left(\frac{5}{2}\right)^2 + 2\pi \left(\frac{5}{2}\right)(9)$$

$$= 25\pi + 45\pi$$

$$= 70\pi \text{ mm}^2$$

$$= 70 \times \frac{22}{7}$$

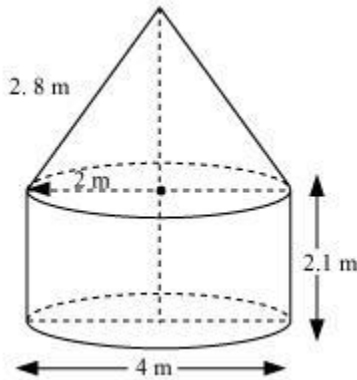
$$= 220 \text{ mm}^2$$

Question 7:

A tent is in the shape of a cylinder surmounted by a conical top. If the height and diameter of the cylindrical part are 2.1 m and 4 m respectively, and the slant height of the top is 2.8 m, find the area of the canvas used for making the tent. Also, find the cost

of the canvas of the tent at the rate of Rs 500 per m². (Note that the base of the tent will not be covered with canvas.) $\left[\text{Use } \pi = \frac{22}{7} \right]$

Answer:



Given that,

Height (h) of the cylindrical part = 2.1 m

Diameter of the cylindrical part = 4 m

Radius of the cylindrical part = 2 m

Slant height (l) of conical part = 2.8 m

Area of canvas used = CSA of conical part + CSA of cylindrical part

$$= \pi r l + 2\pi r h$$

$$= \pi \times 2 \times 2.8 + 2\pi \times 2 \times 2.1$$

$$= 2\pi [2.8 + 2 \times 2.1] = 2\pi [2.8 + 4.2] = 2 \times \frac{22}{7} \times 7$$

$$= 44 \text{ m}^2$$

Cost of 1 m² canvas = Rs 500

Cost of 44 m² canvas = $44 \times 500 = 22000$

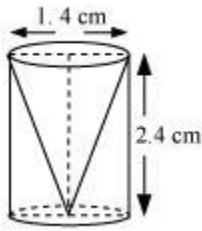
Therefore, it will cost Rs 22000 for making such a tent.

Question 8:

From a solid cylinder whose height is 2.4 cm and diameter 1.4 cm, a conical cavity of the same height and same diameter is hollowed out. Find the total surface area of the

remaining solid to the nearest cm². $\left[\text{Use } \pi = \frac{22}{7} \right]$

Answer:



Given that,

Height (h) of the conical part = Height (h) of the cylindrical part = 2.4 cm

Diameter of the cylindrical part = 1.4 cm

Therefore, radius (r) of the cylindrical part = 0.7 cm

$$\begin{aligned}\text{Slant height } (l) \text{ of conical part} &= \sqrt{r^2 + h^2} \\ &= \sqrt{(0.7)^2 + (2.4)^2} = \sqrt{0.49 + 5.76} \\ &= \sqrt{6.25} = 2.5\end{aligned}$$

Total surface area of the remaining solid will be

= CSA of cylindrical part + CSA of conical part + Area of cylindrical base

$$\begin{aligned}&= 2\pi rh + \pi rl + \pi r^2 \\ &= 2 \times \frac{22}{7} \times 0.7 \times 2.4 + \frac{22}{7} \times 0.7 \times 2.5 + \frac{22}{7} \times 0.7 \times 0.7\end{aligned}$$

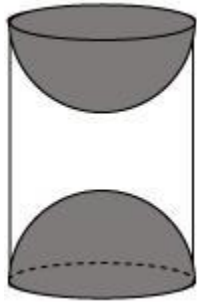
$$\begin{aligned}&= 4.4 \times 2.4 + 2.2 \times 2.5 + 2.2 \times 0.7 \\ &= 10.56 + 5.50 + 1.54 = 17.60 \text{ cm}^2\end{aligned}$$

The total surface area of the remaining solid to the nearest cm^2 is 18 cm^2 .

Question 9:

A wooden article was made by scooping out a hemisphere from each end of a solid cylinder, as shown in given figure. If the height of the cylinder is 10 cm, and its base is of

radius 3.5 cm, find the total surface area of the article. $\left[\text{Use } \pi = \frac{22}{7} \right]$



Answer:

Given that,

Radius (r) of cylindrical part = Radius (r) of hemispherical part = 3.5 cm

Height of cylindrical part (h) = 10 cm

Surface area of article = CSA of cylindrical part + 2 × CSA of hemispherical part

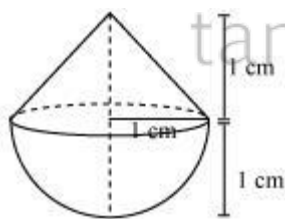
$$\begin{aligned}
 &= 2\pi rh + 2 \times 2\pi r^2 \\
 &= 2\pi \times 3.5 \times 10 + 2 \times 2\pi \times 3.5 \times 3.5 \\
 &= 70\pi + 49\pi \\
 &= 119\pi \\
 &= 17 \times 22 = 374 \text{ cm}^2
 \end{aligned}$$

Exercise 12.2

Question 1:

A solid is in the shape of a cone standing on a hemisphere with both their radii being equal to 1 cm and the height of the cone is equal to its radius. Find the volume of the solid in terms of π .

Answer:



Given that,

Height (h) of conical part = Radius(r) of conical part = 1 cm

Radius(r) of hemispherical part = Radius of conical part (r) = 1 cm

Volume of solid = Volume of conical part + Volume of hemispherical part

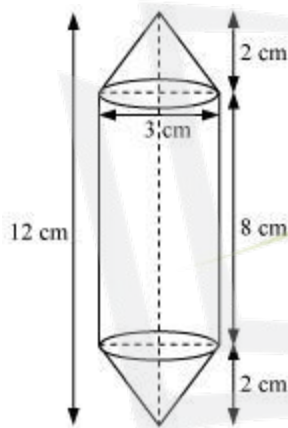
$$\begin{aligned} &= \frac{1}{3} \pi r^2 h + \frac{2}{3} \pi r^3 \\ &= \frac{1}{3} \pi (1)^2 (1) + \frac{2\pi}{3} \pi (1) = \frac{2\pi}{3} + \frac{2\pi}{3} = \pi \text{ cm}^3 \end{aligned}$$

Question 2:

Rachel, an engineering student, was asked to make a model shaped like a cylinder with two cones attached at its two ends by using a thin aluminium sheet. The diameter of the model is 3 cm and its length is 12 cm. If each cone has a height of 2 cm, find the volume of air contained in the model that Rachel made. (Assume the outer and inner dimensions

of the model to be nearly the same.) [Use $\pi = \frac{22}{7}$]

Answer:



From the figure, it can be observed that.

Height (h_1) of each conical part = 2 cm

Height (h_2) of cylindrical part = 12 - 2 × Height of conical part

$$= 12 - 2 \times 2 = 8 \text{ cm}$$

Radius (r) of cylindrical part = Radius of conical part = $\frac{3}{2}$ cm

Volume of air present in the model = Volume of cylinder + 2 × Volume of cones

$$= \pi r^2 h_2 + 2 \times \frac{1}{3} \pi r^2 h_1$$

$$= \pi \left(\frac{3}{2}\right)^2 (8) + 2 \times \frac{1}{3} \pi \left(\frac{3}{2}\right)^2 (2) = \pi \times \frac{9}{4} \times 8 + \frac{2}{3} \pi \times \frac{9}{4} \times 2$$

$$= 18\pi + 3\pi = 21\pi = 66 \text{ cm}^2$$

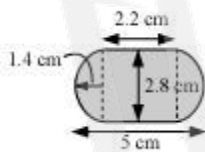
Question 3:

A Gulab jamun, contains sugar syrup up to about 30% of its volume. Find approximately how much syrup would be found in 45 Gulab jamuns, each shaped like a cylinder with two hemispherical ends with length 5 cm and diameter 2.8 cm (see the given figure).

$$\left[\text{Use } \pi = \frac{22}{7} \right]$$



Answer:



It can be observed that

$$\text{Radius } (r) \text{ of cylindrical part} = \text{Radius } (r) \text{ of hemispherical part} = \frac{2.8}{2} = 1.4 \text{ cm}$$

$$\text{Length of each hemispherical part} = \text{Radius of hemispherical part} = 1.4 \text{ cm}$$

$$\text{Length } (h) \text{ of cylindrical part} = 5 - 2 \times \text{Length of hemispherical part}$$

$$= 5 - 2 \times 1.4 = 2.2 \text{ cm}$$

$$\text{Volume of one gulab jamun} = \text{Vol. of cylindrical part} + 2 \times \text{Vol. of hemispherical part}$$

$$= \pi r^2 h + 2 \times \frac{2}{3} \pi r^3 = \pi r^2 h + \frac{4}{3} \pi r^3$$

$$= \pi \times (1.4)^2 \times 2.2 + \frac{4}{3} \pi (1.4)^3$$

$$= \frac{22}{7} \times 1.4 \times 1.4 \times 2.2 + \frac{4}{3} \times \frac{22}{7} \times 1.4 \times 1.4 \times 1.4$$

$$= 13.552 + 11.498 = 25.05 \text{ cm}^3$$

$$\text{Volume of 45 gulab jamuns} = 45 \times 25.05 = 1,127.25 \text{ cm}^3$$

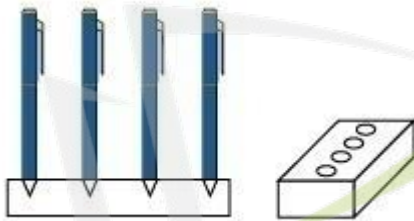
Volume of sugar syrup = 30% of volume

$$\begin{aligned} &= \frac{30}{100} \times 1,127.25 \\ &= 338.17 \text{ cm}^3 \\ &\approx 338 \text{ cm}^3 \end{aligned}$$

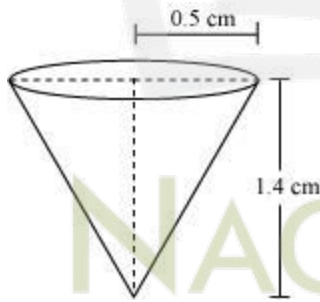
Question 4:

A pen stand made of wood is in the shape of a cuboid with four conical depressions to hold pens. The dimensions of the cuboids are 15 cm by 10 cm by 3.5 cm. The radius of each of the depressions is 0.5 cm and the depth is 1.4 cm. Find the volume of wood in

the entire stand (see the following figure). [Use $\pi = \frac{22}{7}$]



Answer:



Depth (h) of each conical depression = 1.4 cm

Radius (r) of each conical depression = 0.5 cm

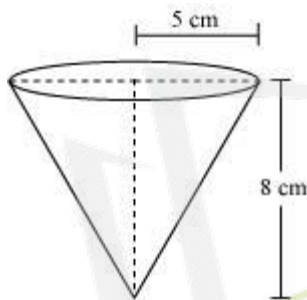
Volume of wood = Volume of cuboid - 4 × Volume of cones

$$\begin{aligned}
 &= lbh - 4 \times \frac{1}{3} \pi r^2 h \\
 &= 15 \times 10 \times 3.5 - 4 \times \frac{1}{3} \times \frac{22}{7} \times \left(\frac{1}{2}\right)^2 \times 1.4 \\
 &= 525 - 1.47 \\
 &= 523.53 \text{ cm}^3
 \end{aligned}$$

Question 5:

A vessel is in the form of an inverted cone. Its height is 8 cm and the radius of its top, which is open, is 5 cm. It is filled with water up to the brim. When lead shots, each of which is a sphere of radius 0.5 cm are dropped into the vessel, one-fourth of the water flows out. Find the number of lead shots dropped in the vessel.

Answer:



Height (h) of conical vessel = 8 cm

Radius (r_1) of conical vessel = 5 cm

Radius (r_2) of lead shots = 0.5 cm

Let n number of lead shots were dropped in the vessel.

Volume of water spilled = Volume of dropped lead shots

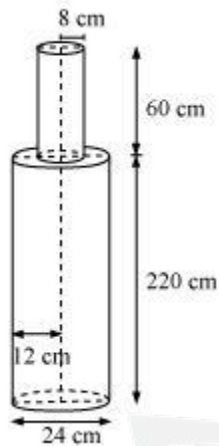
$$\begin{aligned}
 \frac{1}{4} \times \text{Volume of cone} &= n \times \frac{4}{3} \pi r_2^3 \\
 \frac{1}{4} \times \frac{1}{3} \pi r_1^2 h &= n \times \frac{4}{3} \pi r_2^3 \\
 r_1^2 h &= n \times 16 r_2^3 \\
 5^2 \times 8 &= n \times 16 \times (0.5)^3 \\
 n &= \frac{25 \times 8}{16 \times \left(\frac{1}{2}\right)^3} = 100
 \end{aligned}$$

Hence, the number of lead shots dropped in the vessel is 100.

Question 6:

A solid iron pole consists of a cylinder of height 220 cm and base diameter 24 cm, which is surmounted by another cylinder of height 60 cm and radius 8 cm. Find the mass of the pole, given that 1 cm³ of iron has approximately 8 g mass. [Use $\pi = 3.14$]

Answer:



From the figure, it can be observed that

Height (h_1) of larger cylinder = 220 cm

Radius (r_1) of larger cylinder = $\frac{24}{2} = 12$ cm

Height (h_2) of smaller cylinder = 60 cm

Radius (r_2) of smaller cylinder = 8 cm

Total volume of pole = Volume of larger cylinder + Volume of smaller cylinder

$$= \pi r_1^2 h_1 + \pi r_2^2 h_2$$
$$= \pi (12)^2 \times 220 + \pi (8)^2 \times 60$$

$$= \pi [144 \times 220 + 64 \times 60]$$
$$= 35520 \times 3.14 = 1,11,532.8 \text{ cm}^3$$

Mass of 1 cm³ iron = 8 g

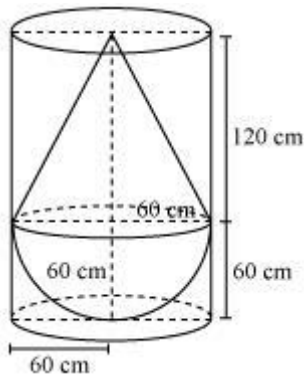
Mass of 111532.8 cm³ iron = $111532.8 \times 8 = 892262.4 \text{ g} = 892.262 \text{ kg}$

Question 7:

A solid consisting of a right circular cone of height 120 cm and radius 60 cm standing on a hemisphere of radius 60 cm is placed upright in a right circular cylinder full of water

such that it touches the bottom. Find the volume of water left in the cylinder, if the radius of the cylinder is 60 cm and its height is 180 cm. $\left[\text{Use } \pi = \frac{22}{7} \right]$

Answer:



Radius (r) of hemispherical part = Radius (r) of conical part = 60 cm

Height (h_2) of conical part of solid = 120 cm

Height (h_1) of cylinder = 180 cm

Radius (r) of cylinder = 60 cm

Volume of water left = Volume of cylinder - Volume of solid

= Volume of cylinder - (Volume of cone + Volume of hemisphere)

$$= \pi r^2 h_1 - \left(\frac{1}{3} \pi r^2 h_2 + \frac{2}{3} \pi r^3 \right)$$

$$= \pi (60)^2 (180) - \left(\frac{1}{3} \pi (60)^2 \times 120 + \frac{2}{3} \pi (60)^3 \right)$$

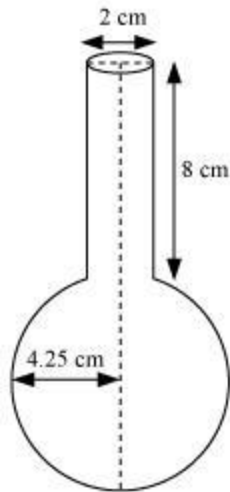
$$= \pi (60)^2 [(180) - (40 + 40)]$$

$$= \pi (3,600)(100) = 3,60,000\pi \text{ cm}^3 = 1131428.57 \text{ cm}^3 = 1.131 \text{ m}^3$$

Question 8:

A spherical glass vessel has a cylindrical neck 8 cm long, 2 cm in diameter; the diameter of the spherical part is 8.5 cm. By measuring the amount of water, it holds, a child finds its volume to be 345 cm³. Check whether she is correct, taking the above as the inside measurements, and $\pi = 3.14$.

Answer:



Height (h) of cylindrical part = 8 cm

Radius (r_2) of cylindrical part = $\frac{2}{2} = 1$ cm

Radius (r_1) spherical part = $\frac{8.5}{2} = 4.25$ cm

Volume of vessel = Volume of sphere + Volume of cylinder

$$= \frac{4}{3} \pi r_1^3 + \pi r_2^2 h$$

$$= \frac{4}{3} \pi \left(\frac{8.5}{2} \right)^3 + \pi (1)^2 (8)$$

$$= \frac{4}{3} \times 3.14 \times 76.765625 + 8 \times 3.14$$

$$= 321.392 + 25.12$$

$$= 346.512$$

$$= 346.51 \text{ cm}^3$$

Hence, she is wrong.

tamsa ma jyotirgamaya

ANIMATED VIDEOS FOR CLASS 10

(Subject: Mathematics in English Language)

- Chapter: Area Related to Circles [Click here to view animated video](#)
- Chapter: Arithmetic Progressions [Click here to view animated video](#)
- Chapter: Circles [Click here to view animated video](#)
- Chapter: Coordinate Geometry [Click here to view animated video](#)
- Chapter: Constructions (Deleted 2023-24) [Click here to view animated video](#)
- Chapter: Pair of Linear Equations in Two Variables [Click here to view animated video](#)
- Chapter: Polynomials [Click here to view animated video](#)
- Chapter: Probability [Click here to view animated video](#)
- Chapter: Quadratic Equations [Click here to view animated video](#)
- Chapter: Real Numbers I [Click here to view animated video](#)
- Chapter: Real Numbers II [Click here to view animated video](#)
- Chapter: Some Applications of Trigonometry [Click here to view animated video](#)
- Chapter: Statistics [Click here to view animated video](#)
- Chapter: Surface Areas and Volumes [Click here to view animated video](#)
- Chapter: Triangles [Click here to view animated video](#)
- Chapter: Trigonometric Identities [Click here to view animated video](#)
- Chapter: Trigonometric Ratios [Click here to view animated video](#)

ANIMATED VIDEOS FOR CLASS 10

Subject: Science (Physics in English Language)

- Chapter: Electricity [Click here to view animated video](#)
- Chapter: Human Eye and Colorful World [Click here to view animated video](#)
- Chapter: Light Reflection and Refraction I [Click here to view animated video](#)
- Chapter: Light Reflection and Refraction II [Click here to view animated video](#)
- Chapter: Magnetism Effects of Electric Current [Click here to view animated video](#)
- Chapter: Sources of Energy (Deleted 2023-24) [Click here to view animated video](#)

ANIMATED VIDEOS FOR CLASS 10

Subject: Science (Chemistry in English Language)

- Chapter: Acids, Bases and Salts [Click here to view animated video](#)
- Chapter: Carbon and its compounds [Click here to view animated video](#)
- Chapter: Chemical Reactions and Equations [Click here to view animated video](#)
- Chapter: Metals and Non Metals [Click here to view animated video](#)
- Chapter: Periodic Classification of Elements (Deleted 2023-24) [Click here to view animated video](#)

ANIMATED VIDEOS FOR CLASS 10

Subject: Science (Biology in English Language)

- Chapter: Control and Coordination II [Click here to view animated video](#)
- Chapter: Heredity (and Evolution Deleted 2023-24) I [Click here to view animated video](#)
- Chapter: Heredity (and Evolution Deleted 2023-24) II [Click here to view animated video](#)
- Chapter: How Do Organisms Reproduce I [Click here to view animated video](#)
- Chapter: How Do Organisms Reproduce II [Click here to view animated video](#)
- Chapter: How Do Organisms Reproduce III [Click here to view animated video](#)
- Chapter: How Do Organisms Reproduce IV [Click here to view animated video](#)
- Chapter: Life Processes Excretion (Deleted 2023-24) [Click here to view animated video](#)
- Chapter: Our Environment [Click here to view animated video](#)
- Chapter: Life Processes Transportation (Deleted 2023-24) [Click here to view animated video](#)
- Chapter: Management of Natural Resources (Deleted 2023-24) [Click here to view animated video](#)
- Chapter: Life Processes Transportation (Deleted 2023-24) [Click here to view animated video](#)
- Chapter: Chapter Life Processes I [Click here to view animated video](#)
- Chapter: Chapter Life Processes II [Click here to view animated video](#)
- Chapter: Control and Coordination [Click here to view animated video](#)

ANIMATED VIDEOS FOR CLASS 10

Subject: Social Science in English Language

- **Chapter: Real Numbers II** [Click here to view animated video](#)
- Chapter: Some Applications of Trigonometry [Click here to view animated video](#)
- Chapter: Statistics [Click here to view animated video](#)
- Chapter: Surface Areas and Volumes [Click here to view animated video](#)
- Chapter: Triangles [Click here to view animated video](#)
- Chapter: Trigonometric Identities [Click here to view animated video](#)
- Chapter: Trigonometric Ratios [Click here to view animated video](#)
- Chapter: Triangles – 1 [Click here to view animated video](#)

ANIMATED VIDEOS FOR CLASS 10

Subject: Science (Physics in Hindi Language)

- Chapter: Electricity [Click here to view animated video](#)
- Chapter: Human Eye and Colorful World [Click here to view animated video](#)
- Chapter: Light Reflection and Refraction I [Click here to view animated video](#)
- Chapter: Light Reflection and Refraction II [Click here to view animated video](#)
- Chapter: Magnetics Effects of Electric Current [Click here to view animated video](#)
- Chapter: Sources of Energy (Deleted 2023-24) [Click here to view animated video](#)

ANIMATED VIDEOS FOR CLASS 10

Subject: Science (Chemistry in Hindi Language)

- Chapter: Acids, Bases and Salts [Click here to view animated video](#)
- Chapter: Carbon and its compounds [Click here to view animated video](#)
- Chapter: Chemical Reactions and Equations [Click here to view animated video](#)
- Chapter: Metals and Non Metals [Click here to view animated video](#)
- Chapter: Periodic Classification of Elements (Deleted 2023-24) [Click here to view animated video](#)

ANIMATED VIDEOS FOR CLASS 10

Subject: Science (Biology in Hindi Language)

- Chapter: Control and Coordination II [Click here to view animated video](#)
- Chapter: Heredity (and Evolution Deleted 2023-24) I [Click here to view animated video](#)
- Chapter: Heredity (and Evolution Deleted 2023-24) II [Click here to view animated video](#)
- Chapter: How Do Organisms Reproduce I [Click here to view animated video](#)
- Chapter: How Do Organisms Reproduce II [Click here to view animated video](#)
- Chapter: How Do Organisms Reproduce III [Click here to view animated video](#)
- Chapter: How Do Organisms Reproduce IV [Click here to view animated video](#)
- Chapter: Life Processes Excretion (Deleted 2023-24) [Click here to view animated video](#)
- Chapter: Our Environment [Click here to view animated video](#)
- Chapter: Management of Natural Resources (Deleted 2023-24) [Click here to view animated video](#)
- Chapter: Life Processes Transportation (Deleted 2023-24) [Click here to view animated video](#)
- Chapter: Chapter Life Processes I [Click here to view animated video](#)
- Chapter: Chapter Life Processes II [Click here to view animated video](#)
- Chapter: Control and Coordination [Click here to view animated video](#)

Why Artham Resource Material?

Resource materials for teachers and students are essential tools for effective teaching and learning. They provide valuable information, guidance, and support to both teachers and students, making the teaching and learning process more efficient and productive.

For teachers, Artham resource materials include lesson plans, instructional guides, assessment tools, professional development materials, and teaching aids. These materials are well researched and created according to 2023-24 NEP and NCERT guidelines.

For students, resource materials can include textbooks, study guides, homework assignments, reference books, online learning platforms, and educational videos. These materials can be obtained from school libraries, educational publishers, online resources, and teachers.

Both teachers and students can also benefit from Artham educational resources which are free and openly licensed educational materials that can be used and shared for teaching and learning. Artham resource material include textbooks, courses, lesson plans, and multimedia resources that are available online.

In summary, resource materials are critical components of effective teaching and learning. They provide a wealth of information and support that can enhance the quality of education and help students achieve academic success.

Teachers and students can also purchase these resources from the links provided with every resource.

JOIN TELEGRAM GROUP/CHANNELS FOR CLASS WISE HIGH QUALITY RESOURCE MATERIAL

SOE CBSE Groups

- [Click to Join CBSE Group...All classes](#)
- [Click to Join SOE CBSE Kindergarten Group](#)
- [Click to Join SOE CBSE Class 1 Group](#)
- [Click to Join SOE CBSE Class 2 Group](#)
- [Click to Join SOE CBSE Class 3 Group](#)
- [Click to Join SOE CBSE Class 4 Group](#)
- [Click to Join SOE CBSE Class 5 Group](#)
- [Click to Join SOE CBSE Class 6 Group](#)
- [Click to Join SOE CBSE Class 7 Group](#)
- [Click to Join SOE CBSE Class 8 Group](#)
- [Click to Join SOE CBSE Class 9 Group](#)
- [Click to Join SOE CBSE Class 10 Group](#)
- [Click to Join SOE CBSE Class 11 \(Science\) Group](#)
- [Click to Join SOE CBSE Class 11 \(Commerce\) Group](#)
- [Click to Join SOE CBSE Class 11 \(Humanities\) Group](#)
- [Click to Join SOE CBSE Class 12 \(Science\) Group](#)
- [Click to Join SOE CBSE Class 12\(Commerce\) Group](#)

- [Click to Join SOE CBSE Class 12 \(Humanities\) Group](#)
- [Click to Join SOE JEE/NEET Group](#)
- [Click to Join SOE CUET Group](#)
- [Click to Join SOE NDA, OLYMPIAD, NTSE Group](#)
- [Click to Join SOE School Principal Professional Development Group](#)
- [Click to Join SOE School Teacher Professional Development Group](#)
- [Click to Join SOE CBSE Project File Group for Class 9th to 12th All Subjects](#)

SOE ICSE Groups

- [Click to Join SOE ICSE Kindergarten Group](#)
- [Click to Join SOE ICSE Class 1 Group](#)
- [Click to Join SOE ICSE Class 2 Group](#)
- [Click to Join SOE ICSE Class 3 Group](#)
- [Click to Join SOE ICSE Class 4 Group](#)
- [Click to Join SOE ICSE Class 5 Group](#)
- [Click to Join SOE ICSE Class 6 Group](#)
- [Click to Join SOE ICSE Class 7 Group](#)
- [Click to Join SOE ICSE Class 8 Group](#)
- [Click to Join SOE ICSE Class 9 Group](#)
- [Click to Join SOE ICSE Class 10 Group](#)
- [Click to Join SOE ICSE Class 11 \(Science\) Group](#)
- [Click to Join SOE ICSE Class 11 \(Commerce\) Group](#)
- [Click to Join SOE ICSE Class 11 \(Humanities\) Group](#)
- [Click to Join SOE ICSE Class 12 \(Science\) Group](#)
- [Click to Join SOE ICSE Class 12\(Commerce\) Group](#)
- [Click to Join SOE ICSE Class 12 \(Humanities\) Group](#)
- [Click to Join SOE JEE/NEET Group](#)
- [Click to Join SOE CUET Group](#)
- [Click to Join SOE NDA, OLYMPIAD, NTSE Group](#)
- [Click to Join SOE School Principal Professional Development Group](#)
- [Click to Join SOE School Teacher Professional Development Group](#)

Nageen CBSE Channels

- [Click to Join Nageen CBSE Kindergarten Channel](#)
- [Click to Join Nageen CBSE Class 1 Channel](#)
- [Click to Join Nageen CBSE Class 2 Channel](#)
- [Click to Join Nageen CBSE Class 3 Channel](#)
- [Click to Join Nageen CBSE Class 4 Channel](#)
- [Click to Join Nageen CBSE Class 5 Channel](#)
- [Click to Join Nageen CBSE Class 6 Channel](#)
- [Click to Join Nageen CBSE Class 7 Channel](#)
- [Click to Join Nageen CBSE Class 8 Channel](#)
- [Click to Join Nageen CBSE Class 9 Channel](#)
- [Click to Join Nageen CBSE Class 10 Channel](#)
- [Click to Join Nageen CBSE Class 11 \(Science\) Channel](#)
- [Click to Join Nageen CBSE Class 11 \(Humanities\) Channel](#)
- [Click to Join Nageen CBSE Class 11 \(Commerce\) Channel](#)
- [Click to Join Nageen CBSE Class 12 \(Science\) Channel](#)
- [Click to Join Nageen CBSE Class 12 \(Commerce\) Channel](#)
- [Click to Join Nageen CBSE Class 12 \(Humanities\) Channel](#)

- [Click to Join JEE/NEET Channel](#)
- [Click to Join CUET Channel](#)
- [Click to Join NDA, OLYMPIAD, NTSE Channel](#)

Nageen ICSE Channels


- [Click to Join Nageen ICSE Kindergarten Channel](#)
- [Click to Join Nageen ICSE Class 1 Channel](#)
- [Click to Join Nageen ICSE Class 2 Channel](#)
- [Click to Join Nageen ICSE Class 3 Channel](#)
- [Click to Join Nageen ICSE Class 4 Channel](#)
- [Click to Join Nageen ICSE Class 5 Channel](#)
- [Click to Join Nageen ICSE Class 6 Channel](#)
- [Click to Join Nageen ICSE Class 7 Channel](#)
- [Click to Join Nageen ICSE Class 8 Channel](#)
- [Click to Join Nageen ICSE Class 9 Channel](#)
- [Click to Join Nageen ICSE Class 10 Channel](#)
- [Click to Join Nageen ICSE Class 11 \(Science\) Channel](#)
- [Click to Join Nageen ICSE Class 11 \(Commerce\) Channel](#)
- [Click to Join Nageen ICSE Class 11 \(Humanities\) Channel](#)
- [Click to Join Nageen ICSE Class 12 \(Science\) Channel](#)
- [Click to Join Nageen ICSE Class 12 \(Commerce\) Channel](#)
- [Click to Join Nageen ICSE Class 12 \(Humanities\) Channel](#)
- [Click to Join JEE/NEET Channel](#)
- [Click to Join CUET Channel](#)
- [Click to Join NDA, OLYMPIAD, NTSE Channel](#)











SCHOOL OF EDUCATORS





You will get Pre- Board Papers PDF, Word file, PPT, Lesson Plan, Worksheet, practical tips and Viva questions , reference books , smart content , curriculum , syllabus , marking scheme , toppers answer scripts , revised exam pattern , revised syllabus , Blue Print etc. here **.Join Your Subject WhatsApp Group.**





Kindergarten

 **Click to Join**

Class 1  **Click to Join** **Class 2**  **Click to Join** **Class 3**  **Click to Join** **Class 4**  **Click to Join**







Class 5  **Click to Join** **Class 6**  **Click to Join** **Class 7**  **Click to Join** **Class 8**  **Click to Join**

Class 9  **Click to Join** **Class 10**  **Click to Join** **Class 11 (Science)**  **Click to Join** **Class 11 (Commerce)**  **Click to Join**

Class 11 (Humanities)  **Click to Join** **Class 12 (Science)**  **Click to Join** **Class 12 (Commerce)**  **Click to Join** **Class 12 (Humanities)**  **Click to Join**

Subject Wise Groups Secondary and Senior Secondary

Secondary Groups (IX & X)

SST  Click to Join	Mathematics  Click to Join	Science  Click to Join	English  Click to Join
Hindi  Click to Join	Information Technonology (402)  Click to Join		

Senior Secondary Groups (XI & XII)

Physics  Click to Join	Chemistry  Click to Join	English  Click to Join	Mathematics  Click to Join
Biology  Click to Join	Accountancy  Click to Join	Economics  Click to Join	BST  Click to Join
History  Click to Join	Geography  Click to Join	Sociology  Click to Join	Hindi Elective  Click to Join
Hindi Core  Click to Join	Home Science  Click to Join	Sanskrit  Click to Join	Psychology  Click to Join
Political Science  Click to Join	Painting  Click to Join	Vocal Music  Click to Join	Comp. Science  Click to Join
IP  Click to Join	Physical Education  Click to Join	App. Mathematics  Click to Join	IIT /NEET  Click to Join

Leagal Studies

 Click to Join

SOE CBSE Principals (Group for Principals Only)

 Click to Join

Teachers Jobs

 Click to Join

Rules & Regulations of the Group

1. No introduction
2. No Good Morning/Any wish type message
- 3.No personal Chats & Messages
4. No Spam
5. You can also ask your difficulties here.

Just get learning resources & post learning resources.

Helpline number only WhatsApp: +91-95208-77777

