



1062CH13

# SURFACE AREAS AND VOLUMES

# 12

## 12.1 Introduction

From Class IX, you are familiar with some of the solids like cuboid, cone, cylinder, and sphere (see Fig. 12.1). You have also learnt how to find their surface areas and volumes.

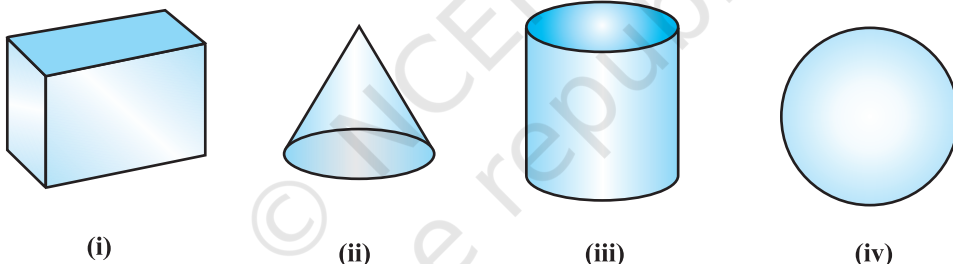


Fig. 12.1

In our day-to-day life, we come across a number of solids made up of combinations of two or more of the basic solids as shown above.

You must have seen a truck with a container fitted on its back (see Fig. 12.2), carrying oil or water from one place to another. Is it in the shape of any of the four basic solids mentioned above? You may guess that it is made of a cylinder with two hemispheres as its ends.

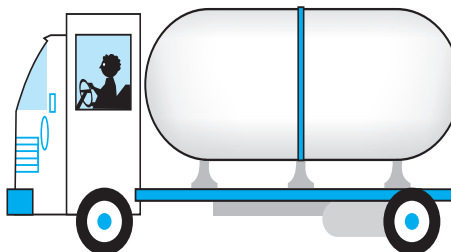


Fig. 12.2

Again, you may have seen an object like the one in Fig. 12.3. Can you name it? A test tube, right! You would have used one in your science laboratory. This tube is also a combination of a cylinder and a hemisphere. Similarly, while travelling, you may have seen some big and beautiful buildings or monuments made up of a combination of solids mentioned above.

If for some reason you wanted to find the surface areas, or volumes, or capacities of such objects, how would you do it? We cannot classify these under any of the solids you have already studied.

In this chapter, you will see how to find surface areas and volumes of such objects.

## 12.2 Surface Area of a Combination of Solids

Let us consider the container seen in Fig. 12.2. How do we find the surface area of such a solid? Now, whenever we come across a new problem, we first try to see, if we can break it down into smaller problems, we have earlier solved. We can see that this solid is made up of a cylinder with two hemispheres stuck at either end. It would look like what we have in Fig. 12.4, after we put the pieces all together.



Fig. 12.4

If we consider the surface of the newly formed object, we would be able to see only the curved surfaces of the two hemispheres and the curved surface of the cylinder.

So, the *total* surface area of the new solid is the sum of the *curved* surface areas of each of the individual parts. This gives,

$$\begin{aligned} \text{TSA of new solid} &= \text{CSA of one hemisphere} + \text{CSA of cylinder} \\ &\quad + \text{CSA of other hemisphere} \end{aligned}$$

where TSA, CSA stand for ‘Total Surface Area’ and ‘Curved Surface Area’ respectively.

Let us now consider another situation. Suppose we are making a toy by putting together a hemisphere and a cone. Let us see the steps that we would be going through.

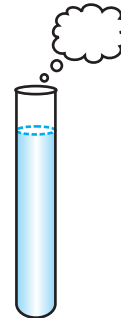


Fig. 12.3

First, we would take a cone and a hemisphere and bring their flat faces together. Here, of course, we would take the base radius of the cone equal to the radius of the hemisphere, for the toy is to have a smooth surface. So, the steps would be as shown in Fig. 12.5.

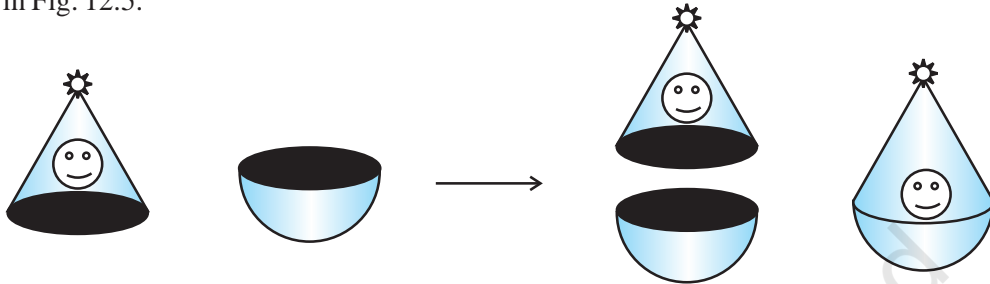


Fig. 12.5

At the end of our trial, we have got ourselves a nice round-bottomed toy. Now if we want to find how much paint we would require to colour the surface of this toy, what would we need to know? We would need to know the surface area of the toy, which consists of the CSA of the hemisphere and the CSA of the cone.

So, we can say:

$$\text{Total surface area of the toy} = \text{CSA of hemisphere} + \text{CSA of cone}$$

Now, let us consider some examples.

**Example 1 :** Rasheed got a playing top (*lattu*) as his birthday present, which surprisingly had no colour on it. He wanted to colour it with his crayons. The top is shaped like a cone surmounted by a hemisphere (see Fig 12.6). The entire top is 5 cm in height and the diameter of the top is 3.5 cm. Find the area he

has to colour. (Take  $\pi = \frac{22}{7}$ )

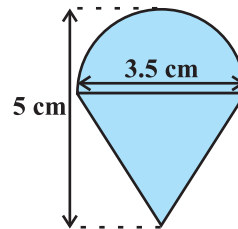


Fig. 12.6

**Solution :** This top is exactly like the object we have discussed in Fig. 12.5. So, we can conveniently use the result we have arrived at there. That is :

$$\text{TSA of the toy} = \text{CSA of hemisphere} + \text{CSA of cone}$$

Now, the curved surface area of the hemisphere =  $\frac{1}{2}(4\pi r^2) = 2\pi r^2$

$$= \left( 2 \times \frac{22}{7} \times \frac{3.5}{2} \times \frac{3.5}{2} \right) \text{cm}^2$$

Also, the height of the cone = height of the top – height (radius) of the hemispherical part

$$= \left( 5 - \frac{3.5}{2} \right) \text{ cm} = 3.25 \text{ cm}$$

So, the slant height of the cone ( $l$ ) =  $\sqrt{r^2 + h^2} = \sqrt{\left(\frac{3.5}{2}\right)^2 + (3.25)^2} \text{ cm} = 3.7 \text{ cm}$  (approx.)

Therefore, CSA of cone =  $\pi r l = \left( \frac{22}{7} \times \frac{3.5}{2} \times 3.7 \right) \text{ cm}^2$

This gives the surface area of the top as

$$\begin{aligned} &= \left( 2 \times \frac{22}{7} \times \frac{3.5}{2} \times \frac{3.5}{2} \right) \text{ cm}^2 + \left( \frac{22}{7} \times \frac{3.5}{2} \times 3.7 \right) \text{ cm}^2 \\ &= \frac{22}{7} \times \frac{3.5}{2} (3.5 + 3.7) \text{ cm}^2 = \frac{11}{2} \times (3.5 + 3.7) \text{ cm}^2 = 39.6 \text{ cm}^2 \text{ (approx.)} \end{aligned}$$

You may note that ‘total surface area of the top’ is *not* the sum of the total surface areas of the cone and hemisphere.

**Example 2 :** The decorative block shown in Fig. 12.7 is made of two solids — a cube and a hemisphere. The base of the block is a cube with edge 5 cm, and the hemisphere fixed on the top has a diameter of 4.2 cm. Find the total surface area of the block.

(Take  $\pi = \frac{22}{7}$ )

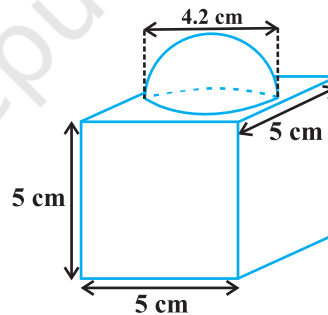


Fig. 12.7

**Solution :** The total surface area of the cube =  $6 \times (\text{edge})^2 = 6 \times 5 \times 5 \text{ cm}^2 = 150 \text{ cm}^2$ .

Note that the part of the cube where the hemisphere is attached is not included in the surface area.

So, the surface area of the block = TSA of cube – base area of hemisphere + CSA of hemisphere

$$= 150 - \pi r^2 + 2 \pi r^2 = (150 + \pi r^2) \text{ cm}^2$$

$$= 150 \text{ cm}^2 + \left( \frac{22}{7} \times \frac{4.2}{2} \times \frac{4.2}{2} \right) \text{ cm}^2$$

$$= (150 + 13.86) \text{ cm}^2 = 163.86 \text{ cm}^2$$

**Example 3 :** A wooden toy rocket is in the shape of a cone mounted on a cylinder, as shown in Fig. 12.8. The height of the entire rocket is 26 cm, while the height of the conical part is 6 cm. The base of the conical portion has a diameter of 5 cm, while the base diameter of the cylindrical portion is 3 cm. If the conical portion is to be painted orange and the cylindrical portion yellow, find the area of the rocket painted with each of these colours. (Take  $\pi = 3.14$ )

**Solution :** Denote radius of cone by  $r$ , slant height of cone by  $l$ , height of cone by  $h$ , radius of cylinder by  $r'$  and height of cylinder by  $h'$ . Then  $r = 2.5$  cm,  $h = 6$  cm,  $r' = 1.5$  cm,  $h' = 26 - 6 = 20$  cm and

$$l = \sqrt{r^2 + h^2} = \sqrt{2.5^2 + 6^2} \text{ cm} = 6.5 \text{ cm}$$

Here, the conical portion has its circular base resting on the base of the cylinder, but the base of the cone is larger than the base of the cylinder. So, a part of the base of the cone (a ring) is to be painted.

So, the area to be painted orange = CSA of the cone + base area of the cone  
 – base area of the cylinder

$$\begin{aligned} &= \pi r l + \pi r^2 - \pi (r')^2 \\ &= \pi [(2.5 \times 6.5) + (2.5)^2 - (1.5)^2] \text{ cm}^2 \\ &= \pi [20.25] \text{ cm}^2 = 3.14 \times 20.25 \text{ cm}^2 \\ &= 63.585 \text{ cm}^2 \end{aligned}$$

Now, the area to be painted yellow = CSA of the cylinder  
 + area of one base of the cylinder

$$\begin{aligned} &= 2\pi r' h' + \pi (r')^2 \\ &= \pi r' (2h' + r') \\ &= (3.14 \times 1.5) (2 \times 20 + 1.5) \text{ cm}^2 \\ &= 4.71 \times 41.5 \text{ cm}^2 \\ &= 195.465 \text{ cm}^2 \end{aligned}$$

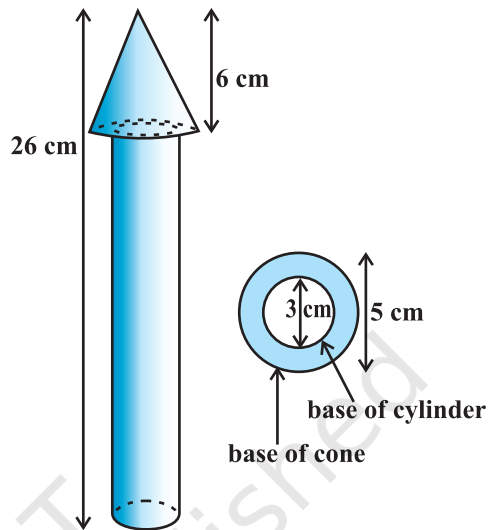
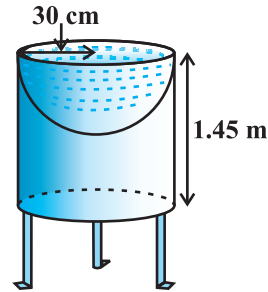


Fig. 12.8

**Example 4 :** Mayank made a bird-bath for his garden in the shape of a cylinder with a hemispherical depression at one end (see Fig. 12.9). The height of the cylinder is 1.45 m and its radius is 30 cm. Find the total surface area of the bird-bath. (Take  $\pi = \frac{22}{7}$  )



**Fig. 12.9**

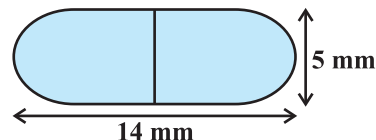
**Solution :** Let  $h$  be height of the cylinder, and  $r$  the common radius of the cylinder and hemisphere. Then,

$$\begin{aligned} \text{the total surface area of the bird-bath} &= \text{CSA of cylinder} + \text{CSA of hemisphere} \\ &= 2\pi rh + 2\pi r^2 = 2\pi r(h + r) \\ &= 2 \times \frac{22}{7} \times 30(1.45 + 0.30) \text{ m}^2 \\ &= 33000 \text{ cm}^2 = 3.3 \text{ m}^2 \end{aligned}$$

### EXERCISE 12.1

Unless stated otherwise, take  $\pi = \frac{22}{7}$ .

- 2 cubes each of volume  $64 \text{ cm}^3$  are joined end to end. Find the surface area of the resulting cuboid.
- A vessel is in the form of a hollow hemisphere mounted by a hollow cylinder. The diameter of the hemisphere is 14 cm and the total height of the vessel is 13 cm. Find the inner surface area of the vessel.
- A toy is in the form of a cone of radius 3.5 cm mounted on a hemisphere of same radius. The total height of the toy is 15.5 cm. Find the total surface area of the toy.
- A cubical block of side 7 cm is surmounted by a hemisphere. What is the greatest diameter the hemisphere can have? Find the surface area of the solid.
- A hemispherical depression is cut out from one face of a cubical wooden block such that the diameter  $l$  of the hemisphere is equal to the edge of the cube. Determine the surface area of the remaining solid.
- A medicine capsule is in the shape of a cylinder with two hemispheres stuck to each of its ends (see Fig. 12.10). The length of the entire capsule is 14 mm and the diameter of the capsule is 5 mm. Find its surface area.



**Fig. 12.10**

7. A tent is in the shape of a cylinder surmounted by a conical top. If the height and diameter of the cylindrical part are 2.1 m and 4 m respectively, and the slant height of the top is 2.8 m, find the area of the canvas used for making the tent. Also, find the cost of the canvas of the tent at the rate of ₹500 per  $\text{m}^2$ . (Note that the base of the tent will not be covered with canvas.)
8. From a solid cylinder whose height is 2.4 cm and diameter 1.4 cm, a conical cavity of the same height and same diameter is hollowed out. Find the total surface area of the remaining solid to the nearest  $\text{cm}^2$ .
9. A wooden article was made by scooping out a hemisphere from each end of a solid cylinder, as shown in Fig. 12.11. If the height of the cylinder is 10 cm, and its base is of radius 3.5 cm, find the total surface area of the article.

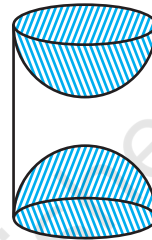


Fig. 12.11

### 12.3 Volume of a Combination of Solids

In the previous section, we have discussed how to find the surface area of solids made up of a combination of two basic solids. Here, we shall see how to calculate their volumes. It may be noted that in calculating the surface area, we have not added the surface areas of the two constituents, because some part of the surface area disappeared in the process of joining them. However, this will not be the case when we calculate the volume. The volume of the solid formed by joining two basic solids will actually be the sum of the volumes of the constituents, as we see in the examples below.

**Example 5 :** Shanta runs an industry in a shed which is in the shape of a cuboid surmounted by a half cylinder (see Fig. 12.12). If the base of the shed is of dimension  $7\text{ m} \times 15\text{ m}$ , and the height of the cuboidal portion is  $8\text{ m}$ , find the volume of air that the shed can hold. Further, suppose the machinery in the shed occupies a total space of  $300\text{ m}^3$ , and there are 20 workers, each of whom occupy about  $0.08\text{ m}^3$  space on an average. Then, how much air is in the

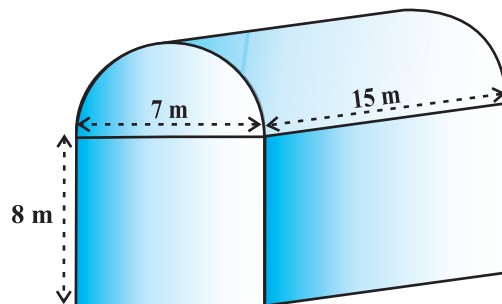


Fig. 12.12

shed? (Take  $\pi = \frac{22}{7}$ )

**Solution :** The volume of air inside the shed (when there are no people or machinery) is given by the volume of air inside the cuboid and inside the half cylinder, taken together.

Now, the length, breadth and height of the cuboid are 15 m, 7 m and 8 m, respectively. Also, the diameter of the half cylinder is 7 m and its height is 15 m.

So, the required volume = volume of the cuboid +  $\frac{1}{2}$  volume of the cylinder

$$= \left[ 15 \times 7 \times 8 + \frac{1}{2} \times \frac{22}{7} \times \frac{7}{2} \times \frac{7}{2} \times 15 \right] \text{m}^3 = 1128.75 \text{m}^3$$

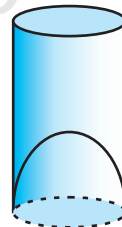
Next, the total space occupied by the machinery =  $300 \text{m}^3$

And the total space occupied by the workers =  $20 \times 0.08 \text{m}^3 = 1.6 \text{m}^3$

Therefore, the volume of the air, when there are machinery and workers

$$= 1128.75 - (300.00 + 1.60) = 827.15 \text{m}^3$$

**Example 6 :** A juice seller was serving his customers using glasses as shown in Fig. 12.13. The inner diameter of the cylindrical glass was 5 cm, but the bottom of the glass had a hemispherical raised portion which reduced the capacity of the glass. If the height of a glass was 10 cm, find the apparent capacity of the glass and its actual capacity. (Use  $\pi = 3.14$ .)



**Fig. 12.13**

**Solution :** Since the inner diameter of the glass = 5 cm and height = 10 cm,

the apparent capacity of the glass =  $\pi r^2 h$

$$= 3.14 \times 2.5 \times 2.5 \times 10 \text{cm}^3 = 196.25 \text{cm}^3$$

But the actual capacity of the glass is less by the volume of the hemisphere at the base of the glass.

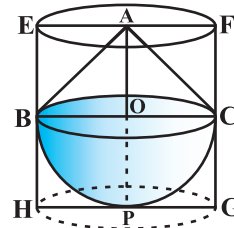
i.e., it is less by  $\frac{2}{3} \pi r^3 = \frac{2}{3} \times 3.14 \times 2.5 \times 2.5 \times 2.5 \text{cm}^3 = 32.71 \text{cm}^3$

So, the actual capacity of the glass = apparent capacity of glass – volume of the hemisphere

$$= (196.25 - 32.71) \text{cm}^3$$

$$= 163.54 \text{cm}^3$$

**Example 7 :** A solid toy is in the form of a hemisphere surmounted by a right circular cone. The height of the cone is 2 cm and the diameter of the base is 4 cm. Determine the volume of the toy. If a right circular cylinder circumscribes the toy, find the difference of the volumes of the cylinder and the toy. (Take  $\pi = 3.14$ )



**Fig. 12.14**

**Solution :** Let BPC be the hemisphere and ABC be the cone standing on the base of the hemisphere (see Fig. 12.14). The radius BO of the hemisphere (as well as of the cone) =  $\frac{1}{2} \times 4 \text{ cm} = 2 \text{ cm}$ .

$$\begin{aligned} \text{So, volume of the toy} &= \frac{2}{3}\pi r^3 + \frac{1}{3}\pi r^2 h \\ &= \left[ \frac{2}{3} \times 3.14 \times (2)^3 + \frac{1}{3} \times 3.14 \times (2)^2 \times 2 \right] \text{ cm}^3 = 25.12 \text{ cm}^3 \end{aligned}$$

Now, let the right circular cylinder EFGH circumscribe the given solid. The radius of the base of the right circular cylinder = HP = BO = 2 cm, and its height is

$$EH = AO + OP = (2 + 2) \text{ cm} = 4 \text{ cm}$$

$$\begin{aligned} \text{So, the volume required} &= \text{volume of the right circular cylinder} - \text{volume of the toy} \\ &= (3.14 \times 2^2 \times 4 - 25.12) \text{ cm}^3 \\ &= 25.12 \text{ cm}^3 \end{aligned}$$

Hence, the required difference of the two volumes =  $25.12 \text{ cm}^3$ .

## EXERCISE 12.2

Unless stated otherwise, take  $\pi = \frac{22}{7}$ .

1. A solid is in the shape of a cone standing on a hemisphere with both their radii being equal to 1 cm and the height of the cone is equal to its radius. Find the volume of the solid in terms of  $\pi$ .
2. Rachel, an engineering student, was asked to make a model shaped like a cylinder with two cones attached at its two ends by using a thin aluminium sheet. The diameter of the model is 3 cm and its length is 12 cm. If each cone has a height of 2 cm, find the volume of air contained in the model that Rachel made. (Assume the outer and inner dimensions of the model to be nearly the same.)

3. A *gulab jamun*, contains sugar syrup up to about 30% of its volume. Find approximately how much syrup would be found in 45 *gulab jamuns*, each shaped like a cylinder with two hemispherical ends with length 5 cm and diameter 2.8 cm (see Fig. 12.15).

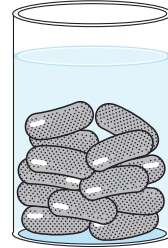


Fig. 12.15

4. A pen stand made of wood is in the shape of a cuboid with four conical depressions to hold pens. The dimensions of the cuboid are 15 cm by 10 cm by 3.5 cm. The radius of each of the depressions is 0.5 cm and the depth is 1.4 cm. Find the volume of wood in the entire stand (see Fig. 12.16).

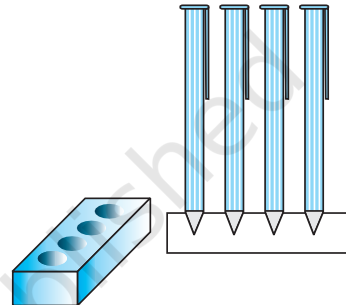


Fig. 12.16

5. A vessel is in the form of an inverted cone. Its height is 8 cm and the radius of its top, which is open, is 5 cm. It is filled with water up to the brim. When lead shots, each of which is a sphere of radius 0.5 cm are dropped into the vessel, one-fourth of the water flows out. Find the number of lead shots dropped in the vessel.
6. A solid iron pole consists of a cylinder of height 220 cm and base diameter 24 cm, which is surmounted by another cylinder of height 60 cm and radius 8 cm. Find the mass of the pole, given that  $1 \text{ cm}^3$  of iron has approximately 8g mass. (Use  $\pi = 3.14$ )
7. A solid consisting of a right circular cone of height 120 cm and radius 60 cm standing on a hemisphere of radius 60 cm is placed upright in a right circular cylinder full of water such that it touches the bottom. Find the volume of water left in the cylinder, if the radius of the cylinder is 60 cm and its height is 180 cm.
8. A spherical glass vessel has a cylindrical neck 8 cm long, 2 cm in diameter; the diameter of the spherical part is 8.5 cm. By measuring the amount of water it holds, a child finds its volume to be  $345 \text{ cm}^3$ . Check whether she is correct, taking the above as the inside measurements, and  $\pi = 3.14$ .

## 12.4 Summary

In this chapter, you have studied the following points:

- To determine the surface area of an object formed by combining any two of the basic solids, namely, cuboid, cone, cylinder, sphere and hemisphere.
- To find the volume of objects formed by combining any two of a cuboid, cone, cylinder, sphere and hemisphere.

## **ANIMATED VIDEOS FOR CLASS 10**

### **(Subject: Mathematics in English Language)**

- Chapter: Area Related to Circles [Click here to view animated video](#)
- Chapter: Arithmetic Progressions [Click here to view animated video](#)
- Chapter: Circles [Click here to view animated video](#)
- Chapter: Coordinate Geometry [Click here to view animated video](#)
- Chapter: Constructions (Deleted 2023-24) [Click here to view animated video](#)
- Chapter: Pair of Linear Equations in Two Variables [Click here to view animated video](#)
- Chapter: Polynomials [Click here to view animated video](#)
- Chapter: Probability [Click here to view animated video](#)
- Chapter: Quadratic Equations [Click here to view animated video](#)
- Chapter: Real Numbers I [Click here to view animated video](#)
- Chapter: Real Numbers II [Click here to view animated video](#)
- Chapter: Some Applications of Trigonometry [Click here to view animated video](#)
- Chapter: Statistics [Click here to view animated video](#)
- Chapter: Surface Areas and Volumes [Click here to view animated video](#)
- Chapter: Triangles [Click here to view animated video](#)
- Chapter: Trigonometric Identities [Click here to view animated video](#)
- Chapter: Trigonometric Ratios [Click here to view animated video](#)

## **ANIMATED VIDEOS FOR CLASS 10**

### **Subject: Science (Physics in English Language)**

- Chapter: Electricity [Click here to view animated video](#)
- Chapter: Human Eye and Colorful World [Click here to view animated video](#)
- Chapter: Light Reflection and Refraction I [Click here to view animated video](#)
- Chapter: Light Reflection and Refraction II [Click here to view animated video](#)
- Chapter: Magnetism Effects of Electric Current [Click here to view animated video](#)
- Chapter: Sources of Energy (Deleted 2023-24) [Click here to view animated video](#)

## **ANIMATED VIDEOS FOR CLASS 10**

### **Subject: Science (Chemistry in English Language)**

- Chapter: Acids, Bases and Salts [Click here to view animated video](#)
- Chapter: Carbon and its compounds [Click here to view animated video](#)
- Chapter: Chemical Reactions and Equations [Click here to view animated video](#)
- Chapter: Metals and Non Metals [Click here to view animated video](#)
- Chapter: Periodic Classification of Elements (Deleted 2023-24) [Click here to view animated video](#)

## **ANIMATED VIDEOS FOR CLASS 10**

### **Subject: Science (Biology in English Language)**

- Chapter: Control and Coordination II [Click here to view animated video](#)
- Chapter: Heredity (and Evolution Deleted 2023-24) I [Click here to view animated video](#)
- Chapter: Heredity (and Evolution Deleted 2023-24) II [Click here to view animated video](#)
- Chapter: How Do Organisms Reproduce I [Click here to view animated video](#)
- Chapter: How Do Organisms Reproduce II [Click here to view animated video](#)
- Chapter: How Do Organisms Reproduce III [Click here to view animated video](#)
- Chapter: How Do Organisms Reproduce IV [Click here to view animated video](#)
- Chapter: Life Processes Excretion (Deleted 2023-24) [Click here to view animated video](#)
- Chapter: Our Environment [Click here to view animated video](#)
- Chapter: Life Processes Transportation (Deleted 2023-24) [Click here to view animated video](#)
- Chapter: Management of Natural Resources (Deleted 2023-24) [Click here to view animated video](#)
- Chapter: Life Processes Transportation (Deleted 2023-24) [Click here to view animated video](#)
- Chapter: Chapter Life Processes I [Click here to view animated video](#)
- Chapter: Chapter Life Processes II [Click here to view animated video](#)
- Chapter: Control and Coordination [Click here to view animated video](#)

## **ANIMATED VIDEOS FOR CLASS 10**

### **Subject: Social Science in English Language**



- **Chapter: Real Numbers II** [Click here to view animated video](#)
- Chapter: Some Applications of Trigonometry [Click here to view animated video](#)
- Chapter: Statistics [Click here to view animated video](#)
- Chapter: Surface Areas and Volumes [Click here to view animated video](#)
- Chapter: Triangles [Click here to view animated video](#)
- Chapter: Trigonometric Identities [Click here to view animated video](#)
- Chapter: Trigonometric Ratios [Click here to view animated video](#)
- Chapter: Triangles – 1 [Click here to view animated video](#)

## **ANIMATED VIDEOS FOR CLASS 10**

### **Subject: Science (Physics in Hindi Language)**

- Chapter: Electricity [Click here to view animated video](#)
- Chapter: Human Eye and Colorful World [Click here to view animated video](#)
- Chapter: Light Reflection and Refraction I [Click here to view animated video](#)
- Chapter: Light Reflection and Refraction II [Click here to view animated video](#)
- Chapter: Magnetics Effects of Electric Current [Click here to view animated video](#)
- Chapter: Sources of Energy (Deleted 2023-24) [Click here to view animated video](#)

## **ANIMATED VIDEOS FOR CLASS 10**

### **Subject: Science (Chemistry in Hindi Language)**

- Chapter: Acids, Bases and Salts [Click here to view animated video](#)
- Chapter: Carbon and its compounds [Click here to view animated video](#)
- Chapter: Chemical Reactions and Equations [Click here to view animated video](#)
- Chapter: Metals and Non Metals [Click here to view animated video](#)
- Chapter: Periodic Classification of Elements (Deleted 2023-24) [Click here to view animated video](#)

# ANIMATED VIDEOS FOR CLASS 10

## Subject: Science (Biology in Hindi Language)

- Chapter: Control and Coordination II [Click here to view animated video](#)
- Chapter: Heredity (and Evolution Deleted 2023-24) I [Click here to view animated video](#)
- Chapter: Heredity (and Evolution Deleted 2023-24) II [Click here to view animated video](#)
- Chapter: How Do Organisms Reproduce I [Click here to view animated video](#)
- Chapter: How Do Organisms Reproduce II [Click here to view animated video](#)
- Chapter: How Do Organisms Reproduce III [Click here to view animated video](#)
- Chapter: How Do Organisms Reproduce IV [Click here to view animated video](#)
- Chapter: Life Processes Excretion (Deleted 2023-24) [Click here to view animated video](#)
- Chapter: Our Environment [Click here to view animated video](#)
- Chapter: Management of Natural Resources (Deleted 2023-24) [Click here to view animated video](#)
- Chapter: Life Processes Transportation (Deleted 2023-24) [Click here to view animated video](#)
- Chapter: Chapter Life Processes I [Click here to view animated video](#)
- Chapter: Chapter Life Processes II [Click here to view animated video](#)
- Chapter: Control and Coordination [Click here to view animated video](#)

## Why Artham Resource Material?

Resource materials for teachers and students are essential tools for effective teaching and learning. They provide valuable information, guidance, and support to both teachers and students, making the teaching and learning process more efficient and productive.

For teachers, Artham resource materials include lesson plans, instructional guides, assessment tools, professional development materials, and teaching aids. These materials are well researched and created according to 2023-24 NEP and NCERT guidelines.

For students, resource materials can include textbooks, study guides, homework assignments, reference books, online learning platforms, and educational videos. These materials can be obtained from school libraries, educational publishers, online resources, and teachers.

Both teachers and students can also benefit from Artham educational resources which are free and openly licensed educational materials that can be used and shared for teaching and learning. Artham resource material include textbooks, courses, lesson plans, and multimedia resources that are available online.

In summary, resource materials are critical components of effective teaching and learning. They provide a wealth of information and support that can enhance the quality of education and help students achieve academic success.

Teachers and students can also purchase these resources from the links provided with every resource.

## JOIN TELEGRAM GROUP/CHANNELS FOR CLASS WISE HIGH QUALITY RESOURCE MATERIAL

### SOE CBSE Groups

- [Click to Join CBSE Group...All classes](#)
- [Click to Join SOE CBSE Kindergarten Group](#)
- [Click to Join SOE CBSE Class 1 Group](#)
- [Click to Join SOE CBSE Class 2 Group](#)
- [Click to Join SOE CBSE Class 3 Group](#)
- [Click to Join SOE CBSE Class 4 Group](#)
- [Click to Join SOE CBSE Class 5 Group](#)
- [Click to Join SOE CBSE Class 6 Group](#)
- [Click to Join SOE CBSE Class 7 Group](#)
- [Click to Join SOE CBSE Class 8 Group](#)
- [Click to Join SOE CBSE Class 9 Group](#)
- [Click to Join SOE CBSE Class 10 Group](#)
- [Click to Join SOE CBSE Class 11 \(Science\) Group](#)
- [Click to Join SOE CBSE Class 11 \(Commerce\) Group](#)
- [Click to Join SOE CBSE Class 11 \(Humanities\) Group](#)
- [Click to Join SOE CBSE Class 12 \(Science\) Group](#)
- [Click to Join SOE CBSE Class 12\(Commerce\) Group](#)

- [Click to Join SOE CBSE Class 12 \(Humanities\) Group](#)
- [Click to Join SOE JEE/NEET Group](#)
- [Click to Join SOE CUET Group](#)
- [Click to Join SOE NDA, OLYMPIAD, NTSE Group](#)
- [Click to Join SOE School Principal Professional Development Group](#)
- [Click to Join SOE School Teacher Professional Development Group](#)
- [Click to Join SOE CBSE Project File Group for Class 9th to 12th All Subjects](#)

## SOE ICSE Groups

- [Click to Join SOE ICSE Kindergarten Group](#)
- [Click to Join SOE ICSE Class 1 Group](#)
- [Click to Join SOE ICSE Class 2 Group](#)
- [Click to Join SOE ICSE Class 3 Group](#)
- [Click to Join SOE ICSE Class 4 Group](#)
- [Click to Join SOE ICSE Class 5 Group](#)
- [Click to Join SOE ICSE Class 6 Group](#)
- [Click to Join SOE ICSE Class 7 Group](#)
- [Click to Join SOE ICSE Class 8 Group](#)
- [Click to Join SOE ICSE Class 9 Group](#)
- [Click to Join SOE ICSE Class 10 Group](#)
- [Click to Join SOE ICSE Class 11 \(Science\) Group](#)
- [Click to Join SOE ICSE Class 11 \(Commerce\) Group](#)
- [Click to Join SOE ICSE Class 11 \(Humanities\) Group](#)
- [Click to Join SOE ICSE Class 12 \(Science\) Group](#)
- [Click to Join SOE ICSE Class 12\(Commerce\) Group](#)
- [Click to Join SOE ICSE Class 12 \(Humanities\) Group](#)
- [Click to Join SOE JEE/NEET Group](#)
- [Click to Join SOE CUET Group](#)
- [Click to Join SOE NDA, OLYMPIAD, NTSE Group](#)
- [Click to Join SOE School Principal Professional Development Group](#)
- [Click to Join SOE School Teacher Professional Development Group](#)

## Nageen CBSE Channels

- [Click to Join Nageen CBSE Kindergarten Channel](#)
- [Click to Join Nageen CBSE Class 1 Channel](#)
- [Click to Join Nageen CBSE Class 2 Channel](#)
- [Click to Join Nageen CBSE Class 3 Channel](#)
- [Click to Join Nageen CBSE Class 4 Channel](#)
- [Click to Join Nageen CBSE Class 5 Channel](#)
- [Click to Join Nageen CBSE Class 6 Channel](#)
- [Click to Join Nageen CBSE Class 7 Channel](#)
- [Click to Join Nageen CBSE Class 8 Channel](#)
- [Click to Join Nageen CBSE Class 9 Channel](#)
- [Click to Join Nageen CBSE Class 10 Channel](#)
- [Click to Join Nageen CBSE Class 11 \(Science\) Channel](#)
- [Click to Join Nageen CBSE Class 11 \(Humanities\) Channel](#)
- [Click to Join Nageen CBSE Class 11 \(Commerce\) Channel](#)
- [Click to Join Nageen CBSE Class 12 \(Science\) Channel](#)
- [Click to Join Nageen CBSE Class 12 \(Commerce\) Channel](#)
- [Click to Join Nageen CBSE Class 12 \(Humanities\) Channel](#)

- [Click to Join JEE/NEET Channel](#)
- [Click to Join CUET Channel](#)
- [Click to Join NDA, OLYMPIAD, NTSE Channel](#)

## **Nageen ICSE Channels**


- [Click to Join Nageen ICSE Kindergarten Channel](#)
- [Click to Join Nageen ICSE Class 1 Channel](#)
- [Click to Join Nageen ICSE Class 2 Channel](#)
- [Click to Join Nageen ICSE Class 3 Channel](#)
- [Click to Join Nageen ICSE Class 4 Channel](#)
- [Click to Join Nageen ICSE Class 5 Channel](#)
- [Click to Join Nageen ICSE Class 6 Channel](#)
- [Click to Join Nageen ICSE Class 7 Channel](#)
- [Click to Join Nageen ICSE Class 8 Channel](#)
- [Click to Join Nageen ICSE Class 9 Channel](#)
- [Click to Join Nageen ICSE Class 10 Channel](#)
- [Click to Join Nageen ICSE Class 11 \(Science\) Channel](#)
- [Click to Join Nageen ICSE Class 11 \(Commerce\) Channel](#)
- [Click to Join Nageen ICSE Class 11 \(Humanities\) Channel](#)
- [Click to Join Nageen ICSE Class 12 \(Science\) Channel](#)
- [Click to Join Nageen ICSE Class 12 \(Commerce\) Channel](#)
- [Click to Join Nageen ICSE Class 12 \(Humanities\) Channel](#)
- [Click to Join JEE/NEET Channel](#)
- [Click to Join CUET Channel](#)
- [Click to Join NDA, OLYMPIAD, NTSE Channel](#)











# SCHOOL OF EDUCATORS





You will get Pre- Board Papers PDF, Word file, PPT, Lesson Plan, Worksheet, practical tips and Viva questions , reference books , smart content , curriculum , syllabus , marking scheme , toppers answer scripts , revised exam pattern , revised syllabus , Blue Print etc. here **.Join Your Subject WhatsApp Group.**





**Kindergarten**

 **Click to Join**

**Class 1**  **Click to Join**      **Class 2**  **Click to Join**      **Class 3**  **Click to Join**      **Class 4**  **Click to Join**







**Class 5**  **Click to Join**      **Class 6**  **Click to Join**      **Class 7**  **Click to Join**      **Class 8**  **Click to Join**

**Class 9**  **Click to Join**      **Class 10**  **Click to Join**      **Class 11 (Science)**  **Click to Join**      **Class 11 (Commerce)**  **Click to Join**

**Class 11 (Humanities)**  **Click to Join**      **Class 12 (Science)**  **Click to Join**      **Class 12 (Commerce)**  **Click to Join**      **Class 12 (Humanities)**  **Click to Join**

# Subject Wise Groups Secondary and Senior Secondary

## Secondary Groups (IX & X)

<b>SST</b>  <a href="#">Click to Join</a>	<b>Mathematics</b>  <a href="#">Click to Join</a>	<b>Science</b>  <a href="#">Click to Join</a>	<b>English</b>  <a href="#">Click to Join</a>
<b>Hindi</b>  <a href="#">Click to Join</a>	<b>Information Technonology (402)</b>  <a href="#">Click to Join</a>		

## Senior Secondary Groups (XI & XII)

<b>Physics</b>  <a href="#">Click to Join</a>	<b>Chemistry</b>  <a href="#">Click to Join</a>	<b>English</b>  <a href="#">Click to Join</a>	<b>Mathematics</b>  <a href="#">Click to Join</a>
<b>Biology</b>  <a href="#">Click to Join</a>	<b>Accountancy</b>  <a href="#">Click to Join</a>	<b>Economics</b>  <a href="#">Click to Join</a>	<b>BST</b>  <a href="#">Click to Join</a>
<b>History</b>  <a href="#">Click to Join</a>	<b>Geography</b>  <a href="#">Click to Join</a>	<b>Sociology</b>  <a href="#">Click to Join</a>	<b>Hindi Elective</b>  <a href="#">Click to Join</a>
<b>Hindi Core</b>  <a href="#">Click to Join</a>	<b>Home Science</b>  <a href="#">Click to Join</a>	<b>Sanskrit</b>  <a href="#">Click to Join</a>	<b>Psychology</b>  <a href="#">Click to Join</a>
<b>Political Science</b>  <a href="#">Click to Join</a>	<b>Painting</b>  <a href="#">Click to Join</a>	<b>Vocal Music</b>  <a href="#">Click to Join</a>	<b>Comp. Science</b>  <a href="#">Click to Join</a>
<b>IP</b>  <a href="#">Click to Join</a>	<b>Physical Education</b>  <a href="#">Click to Join</a>	<b>App. Mathematics</b>  <a href="#">Click to Join</a>	<b>IIT /NEET</b>  <a href="#">Click to Join</a>

**Leagal Studies**

 [Click to Join](#)

**SOE CBSE Principals (Group for Principals Only)**

 [Click to Join](#)

**Teachers Jobs**

 [Click to Join](#)

## Rules & Regulations of the Group

1. No introduction
2. No Good Morning/Any wish type message
- 3.No personal Chats & Messages
4. No Spam
5. You can also ask your difficulties here.

Just get learning resources & post learning resources.

**Helpline number only WhatsApp: +91-95208-77777**

